

***viper*** 



*Italian handcrafted machines*



# TECHNICAL SHEET for VIPER ESPRESSO MACHINE mod.: 2 GR SAP

## Features:

- ⌘ Made in ITALY
- ⌘ Precise, stable group head temperature control



- ⌘ Innovative Dry Isothermal group head (easy care; prevents stale shots and scale buildup)
- ⌘ Joystick steaming control
- ⌘ Paddle extraction



- ⌘ Cold touch steam wands
- ⌘ Height adjustable tray to accommodate tall cups
- ⌘ Internal boiler pump and self leveling sensor



- ⌘ Built for years of commercial use and ease of maintenance
- ⌘ Sleek design
- ⌘ Customizable panels and cup storage for color and logo





## DIMENSIONS:

- WIDTH: 620 MM
- DEPTH: 450 MM
- HEIGHT: 450 MM
- NET WEIGHT : kg 45
- PALLET SIZES: mm 670X800XH=700 KGS 55 (BOX INCLUDED)
- BOILER MATERIAL: AISI 304 STAINLESS STEEL
- BOILER CAPACITY: LT8





- ⌘ HEATING ELEMENT: 3750 W 230-240/380v 50 hz 25 Amperes
- ⌘ POWER SUPPLY: 230/240V 50 hz 25 Amperes
- ⌘ COFFEE GROUP HEATING ELEMENT: 470W 230/240V 50hz
- ⌘ BOILER PRESSURE SWITCH : ADJUSTABLE FROM 0.8 to 1.8 bar
- ⌘ BOILER PRESSURE SWITCH: DIGITAL ELECTRONIC

GROUPS THERMAL SWITCHES: GICAR DIGITAL ELECTRICAL ADJUSTABLE FROM 80 ° TO 130 °

STEAM TAP: LEVETTA TYPE ONE RIGHT ONE LEFT

SWITCH: 3 POSITIONS 0- MACHINE OFF 1- BOILER FILLING 2-RESISTANCES

IGNITION POWER CABLE: 2 MT


PRESSURE GAUGE: DOUBLE SCALE PUMP PRESSURE / BOILER PRESSURE

SIDE PANELS: MADE IN ANODIZED ALUMINUM



Machine with differentiated temperature regulation (multi-boiler type)  
Group dedicated display + boiler display

Boiler and pipes in stainless steel




Frame made in stainless steel




Seamless frame or use of self-tapping screws. All assembled with metric threaded screws and heads.



SERTO stainless steel fittings (<http://www.serto.com/chit/>) High quality Swiss products.



Our group is dry. When extraction is commanded, in a few tenths of a second the water is "called" from the boiler to the heat exchanger and corrected in the desired temperature in a few tenths of seconds before extraction. This guarantees an unsurpassed thermal stability.



The final temperature is refined in the exchanger which overhangs and heats the group.

"Cold" steam wands: the wands are made of stainless steel with a special chamber in high temperature material that isolates the external material; therefore the external wands, will always be maneuverable by the barman without the need of unaesthetic rubbers.





Details in painted Canaletto walnut wood.

*Italian handcrafted machines*

